

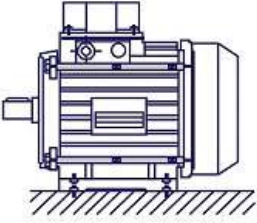
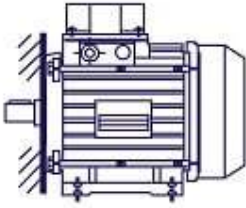
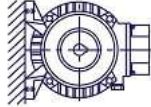


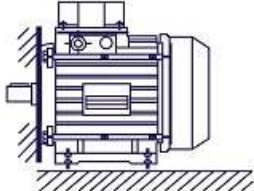
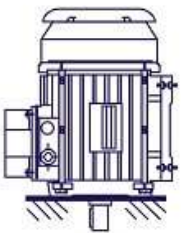
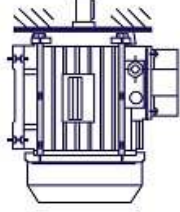
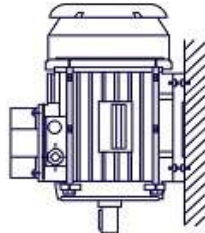
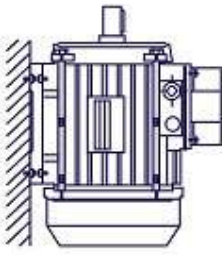
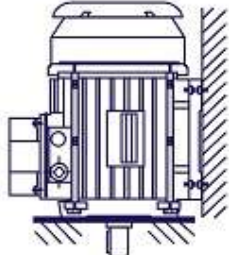
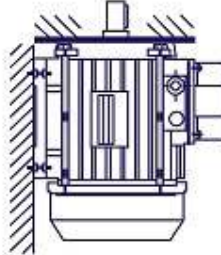


NORTH RIDGE PUMPS

ENGINEERED BEYOND YOUR NEEDS

X-Cel House, Chrysalis Way, Langley Bridge, Nottinghamshire, NG16 3RY
Tel: +44 (0) 1773 302 660 | Email: Sales@northridgepumps.com | Website: www.northridgepumps.com

Electrical Motor Mounting Positions Chart

B3 Horizontal Foot Mounted on Floor  IM1001-B3	B5 Horizontal Flange Mounted  IM3001-B5	B6 Wall Mounted with Feet Left Hand Side When Viewed from Drive End  IM1051-B6
B7 Wall Mounted with Feet Right Hand Side when Viewed from Drive End  IM1061-b7	B8 Foot Mounted on Ceiling  IM1071-B8	B35 Foot & Flange Mounted  IM2001-B35
V1 Vertical Flange Mounted with Drive Shaft Facing Down  IM3011-V1	V3 Vertical Flange Mounted with Drive Shaft Facing Up  IM3031-V3	V5 Vertical & Wall Mounted Drive Shaft Facing Down  IM1011-V5
V6 Vertical & Wall Mounted Drive Shaft Facing Up  IM1031-V6	V15 Vertical with Shaft Facing Down Flange & Foot Mounted  IM2011-V15	V36 Vertical with Drive Shaft Facing Up Flange & Foot Mounted  IM2031-V36